

WWW.HHGK.CN

CH 型电脑定长控制系列

(CH-III型控制器)

User's manual

瑞安辉煌工控设备厂

Address: RUIAN economic development ward.

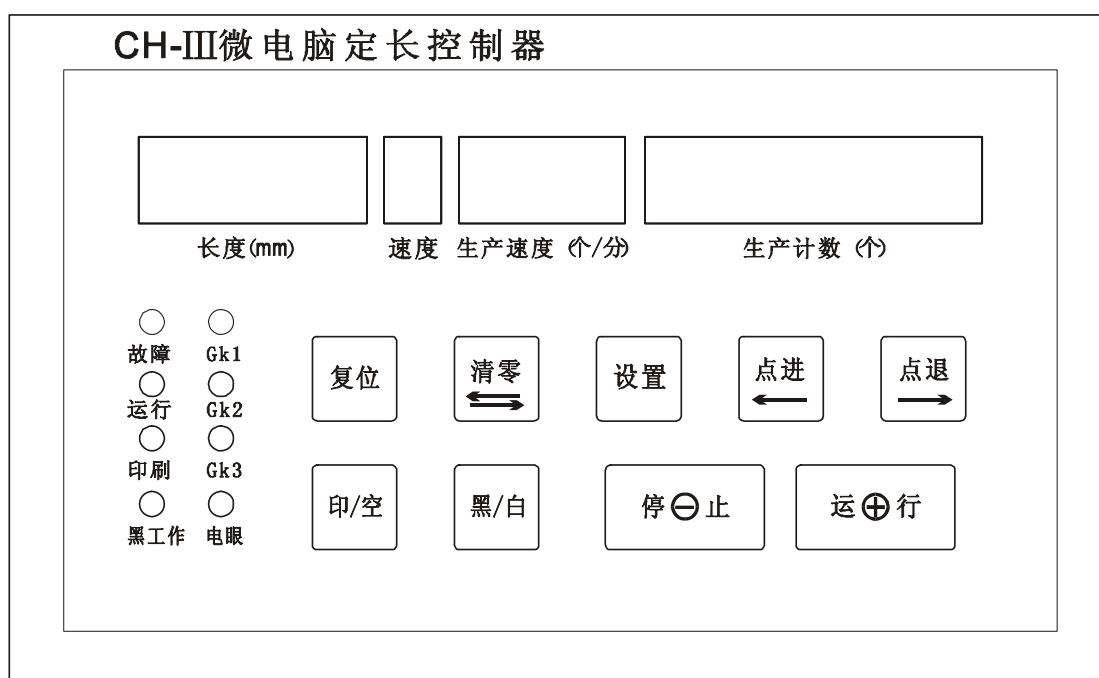
TEL: 0577-65602858 (Office) 65006599 (Fax)

WWW.HHGK.CN

The microcomputer strikes to grow the system series

The CH-III pattern microcomputer strikes to grow the system appliance caloric to slice the machine, machine of crosscut and slice the tetrapak machines, such as machine of paper and the single membrane machine...etc..Said system design in electricity, light for integral whole, adopt the tiny machine of single sheet of high performance as core, control strongly the square rule, the high definition step motor steers to strike to control lengthways, the high resolution light switch steers the tracking amendment, make have said machine of the system, have top speed, accuracy, the characteristics of performance hard.

一、Signal controller facing slab



二、The facing slab justification

(-)At one order bill of fare(did not enter to establish the status):

1. The display justification

Length	In order to make the bag length, unit for mm.
velocity	Pull to anticipate 9 ticks of 0 -s of partial velocity for the step motor,0 ticks are slow,9 ticks are quick.
Produce the partial velocity(entries/ bat batch)	For circulating the hour display current system bag partial velocity.
Take count of (entries)	Display the current system bag accumulates the number.
Break down the pilot lamp	The main engine over speed or electric eyes follow the bug 5 times continuously, the pilot lamp is bright.

2. The push button justification

Homing	The push button use to come to the de novo initialization signal controller.
Set	The push button uses to enter to establish the status, or the storage return.
Pure zero	The push button use to come to pure capacity count, press 1 count, then press pure complete count.
Photocopy / for nothing	The push button uses to convert the blank bag and printed the bag method, printeding the bright hour of pilot lamp in order to printed the bag method, can watch the adjustment. To adjust to set the length while printed the bag method than one 5 mms of — of the practice system bag length short.
Black/ white	The push button uses to convert the black job and leuco-s to work mode, the bright hour of black directive to work lamp works for the black mode, can watch the adjustment. Use while printed the bag method to decide the tracking of electric eye a little bit white or black spot, in the blank bag method null and void.
Dot into	After push button press pull to anticipate forward, at circulate the status null and void
The dot return	After push button press pull to anticipate backward, at circulate the status null and void
Run	The push button presses to make machine enter circulate the status, starting produce the job, the run - time pilot lamp is bright
Stop	The push button presses to make the machine return breakup status, the breakup capacity job, the run - time pilot lamp is dark

(⇒)Clicks in a the order bill of fare' setup' the push button enters the second class bill of fare:

At the length ward display length, at the partial velocity ward display partial velocity, at produce to count the ward display lot number quantity(d,4 bits) to click' dot into' or' the dot return' come or so and translatory, click' Stop' or' run' to add and subtract. Click' setup' the storage return.

Can watch the setup.

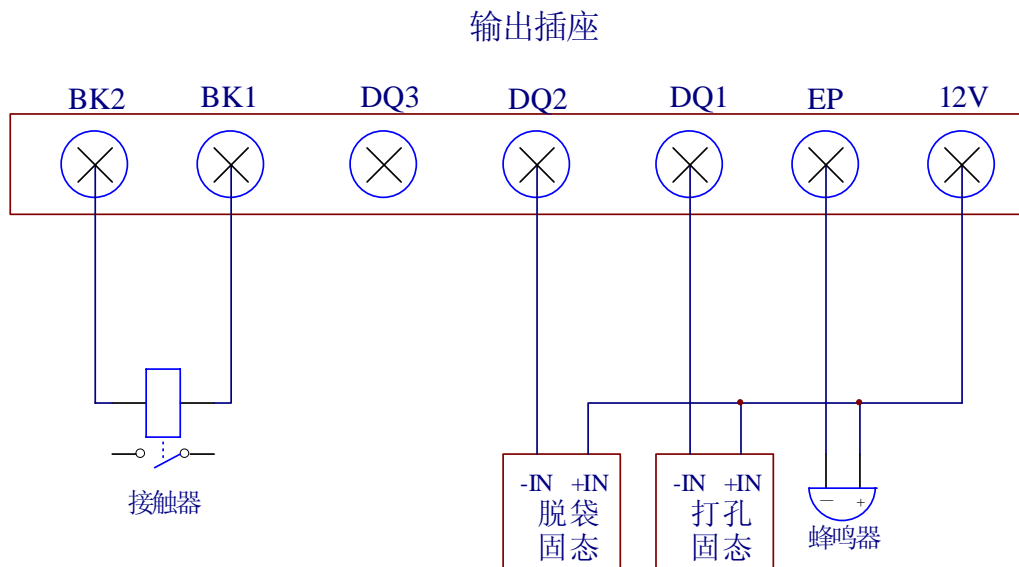
(⇒)Third class bill of fare:

Click in a the order bill of fare' setup' the push button enters the second class bill of fare, then click' setup' press button 3 seconds, enter the x-rated bill of fare. Use' pure zero' the push button cutover.
 (1)Stick diameter(b,4 bits), unit:Silk.
 (2)Batch parking duration(7,1 bits), unit:Second.

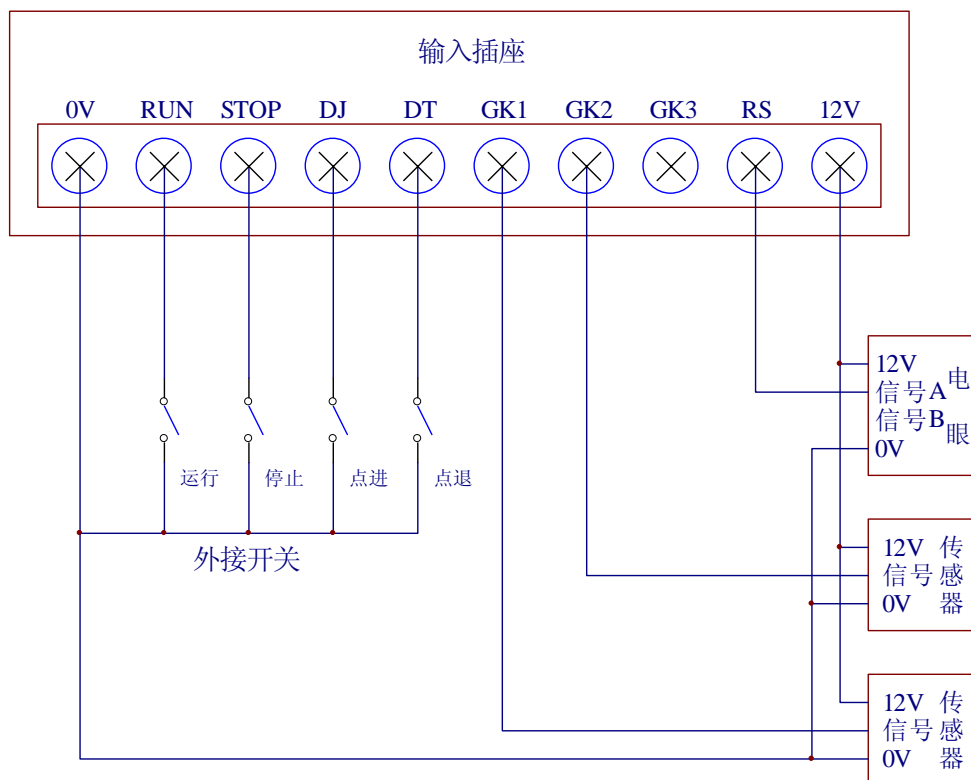
- (3) Secret code input(A, 4 bits), after the secret code input accuracy, click' pure zero' the push button cuts over the function bill of fare of underneath.
- (4) Punchings the time area concentration diagram(F, 2 bits), unit: Milliscond.
Adjust to punching the time area concentration diagram.
- (5) display(C, 2 bits), standby.
- (6) Sends to anticipate the select(E, one bit), "0" for slice first after send to anticipate, "1" for send to anticipate first after slice to anticipate.
- (7) Curve select. (H, one bit) The digit is more big, the partial velocity is more quick.
All djustments would not° after per' setup' the push button storage return since action, and the incapability adjusts while circulate the status.

三、The wiring justification

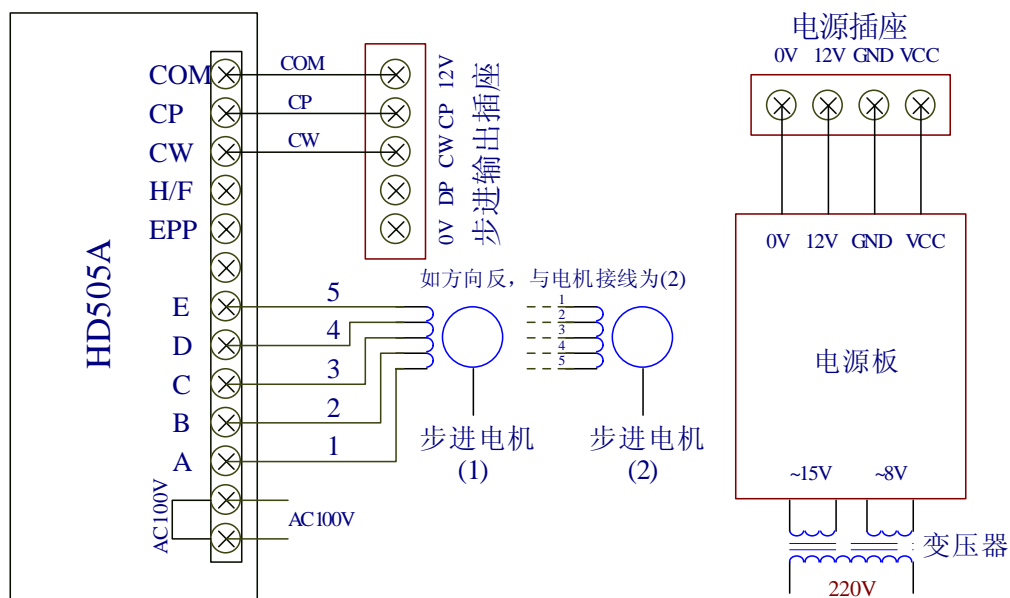
1. Output the bayonet eatch



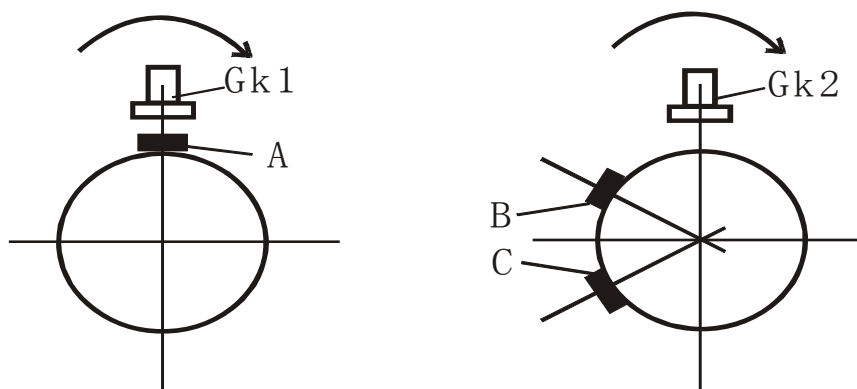
2. The input bayonet eatch



3. The stepping output bayonet eatch and AC outlet



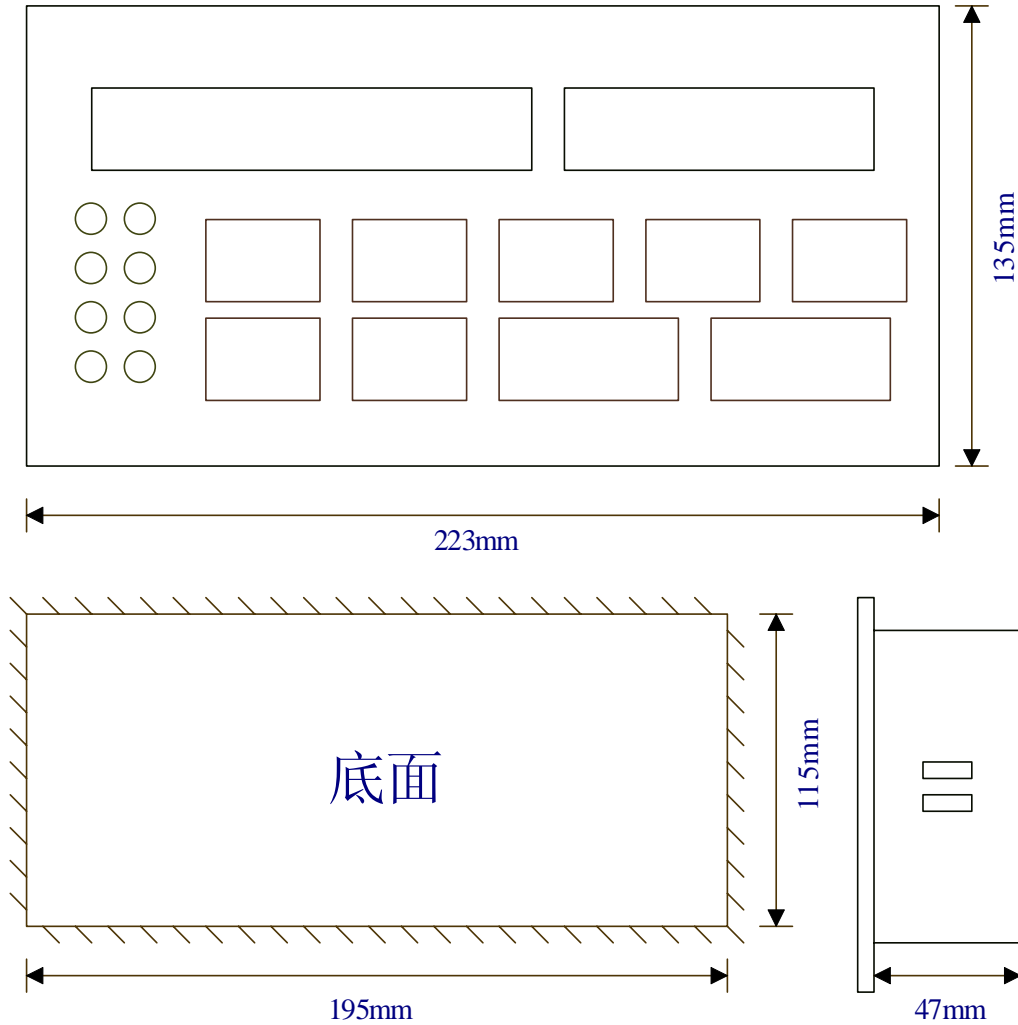
四、The input sensor, transducer logic relation general view



The A dot for limit site
The B dot for send to anticipate the site
The C dot for high - order site

五、Pattern CH-3 microcomputer superficies size:(Unit:Mm)

GB-3型电脑 外观尺寸 (单位: mm)



辉煌电子

Manufacturing plant: RUIAN City HUIHUANG pi electron furnished plant

Postalcode: 325200

Address: RUIAN City economic development ward

WWW. HHGK. CN

TEL: 0577-65602858 Fax: 0577-65006599

If the contents contain variations, forgive the note of the anti